

**DIRECTIONS TO THE BETHANY PRESBYTERIAN CHURCH  
BLAINE AND CHANDLER  
JOHNSTOWN, PA 15906  
814-539-9194**

**FROM GREENSBURG:**

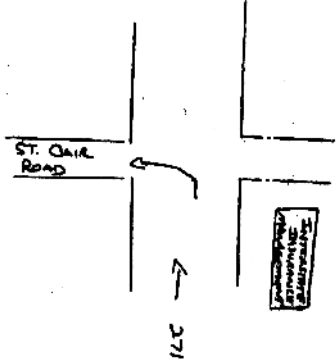
TAKE ROUTE 30 EAST TO ROUTE 711 NORTH ( AT LIGONIER). FOLLOW ROUTE 711 TO 271. FOLLOW ROUTE 271 INTO WESTMONT. AT THE FIRST TRAFFIC LIGHT, TURN LEFT ONTO GOUCHER STREET. FOLLOW THIS DOWN THE HILL TO THE FIRST LIGHT. TURN LEFT, AND AT THE FIRST RIGHT TURN ONTO CHANDLER AVE. BETHANY IS APPROXIMATELY 5 BLOCKS.

**FROM ROUTE 22:**

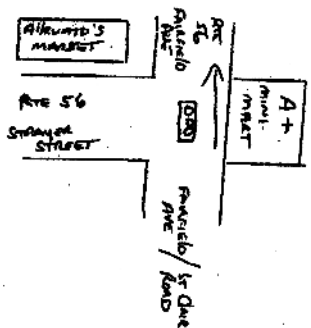
AT ARMAGH/SEWARD EXIT (ROUTE 56 EAST) EXIT ROUTE 22. TRAVEL THROUGH THE CONEMAUGH GAP INTO JOHNSTOWN. CHANDLER AVENUE IS MARKED. TURN RIGHT FROM ROUTE 56 ONTO CHANDLER. BETHANY CHURCH IS APPROXIMATELY 5 BLOCKS.

As you come in on 271 you will come to a traffic light on the outskirts of Westmont. Go straight through that light

Approx 1/4 - 1/2 mile turn left onto St. Clair Road

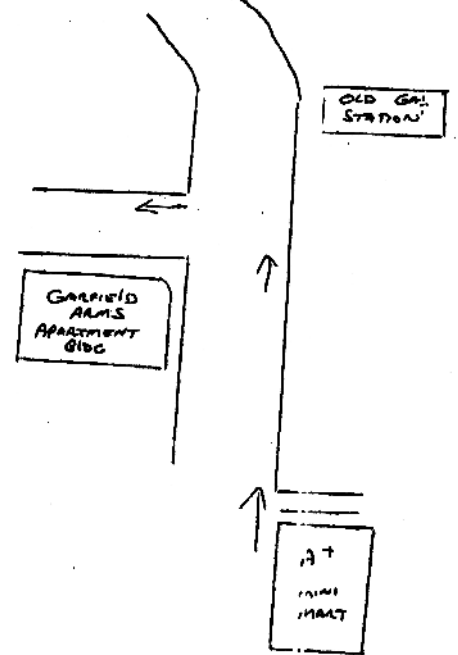


Follow St. Clair Road several miles until it turns into Fairview Ave. at the end



Go straight through the traffic light at the A+ Mini Market

Approx 1/2 block after light turn left onto Garfield St.



After you turn left continue on Garfield St past the West End Ambulance Bldg + Garfield Methodist Church

Next block you will see a small St. Grape Ave. Turn right onto Grape Ave and it will lead you into the church parking lot. Church is across Blaine St. from the parking lot